



ATIVIDADE DE
MATEMÁTICA
1º ANO

Bem vindos ao Blog Estrelinha Pedagógica.

Leia abaixo o que pode e o que não pode.

Ficarei feliz se esta atividade fizer parte do seu planejamento;

Bom trabalho!

[Este material foi elaborado pelo o blog estrelinhapedagogica.com.br](http://estrelinhapedagogica.com.br)

As atividades deste blog são protegidas pela lei 9.610/98, dos direitos autorais.



Esse conteúdo é exclusivo para os professores apoio pedagógico em sala, reforço escolar e para os pais que auxiliem na aprendizagem dos seus filhos. Proibido a

circulação em Whats App, Instagram, Drive ou qualquer rede social. PROIBIDO COLOCAR NO EM PDF NO WHAT App Sem Link. Marque o blog pois ficarei feliz.








Não autorizo venda desse conteúdo.

Threads: Valéria Dias Atividades Pedagógicas

Instagram: @professoravaleriadias




1) COMPLETE O QUADRO:


DESENHO	ESCRITA DO NÚMERO POR EXTENSO	NÚMERO
	TRÊS	
		4
	DOIS	
	SEIS	
		8
		1
	CINCO	

2)VAMOS CALCULAR AS ADIÇÕES?


Estrelinha Pedagógica




3 + 2 = _____




2 + 1 = _____



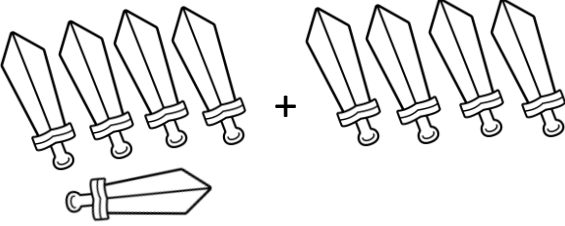
4 + 3 = _____




1 + 1 = _____



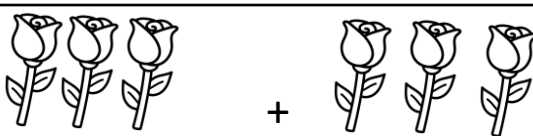
2 + 2 = _____



5 + 4 = _____




4 + 4 = _____

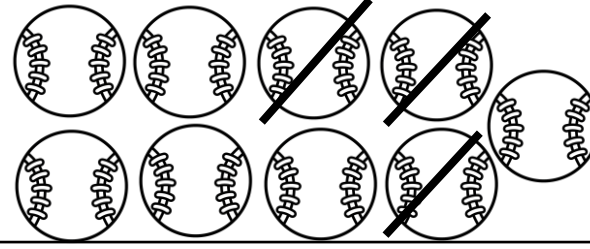


3 + 3 = _____


VAMOS CALCULAR AS SUBTRAÇÕES?




7 - 2 = _____



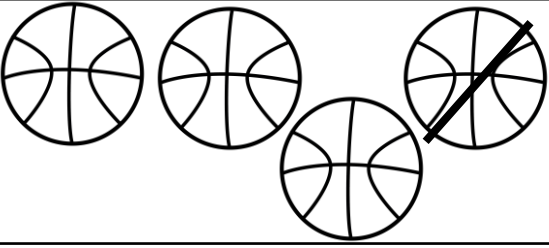
9 - 3 = _____



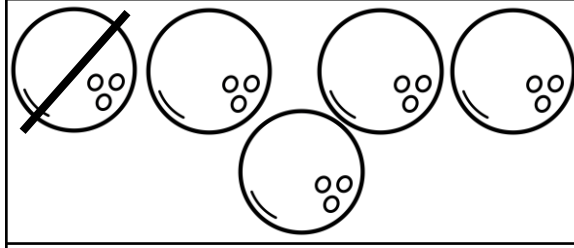
6 - 4 = _____



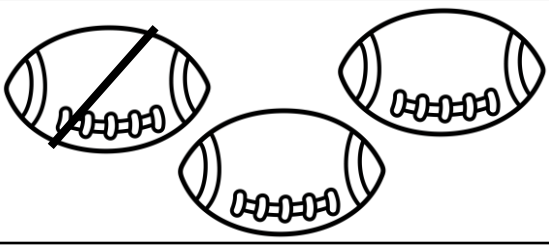
8 - 3 = _____




4 - 1 = _____



5 - 1 = _____


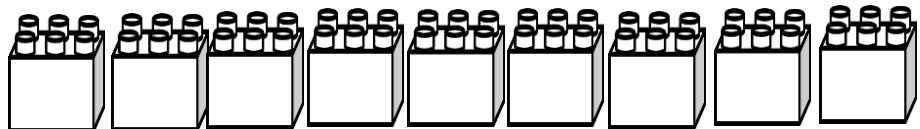
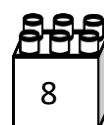
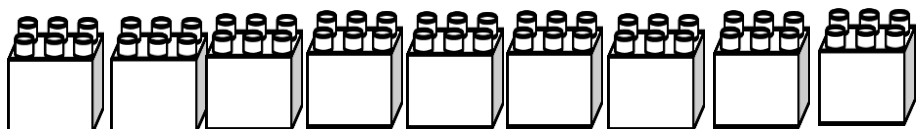
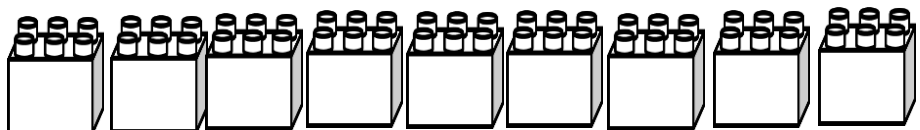
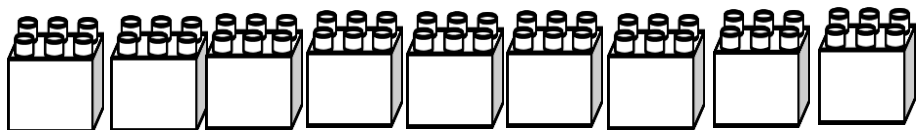
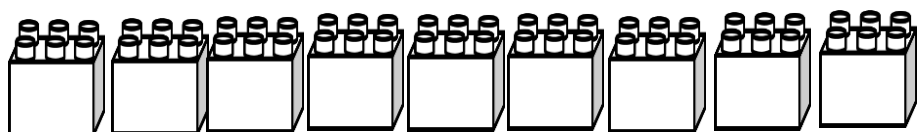
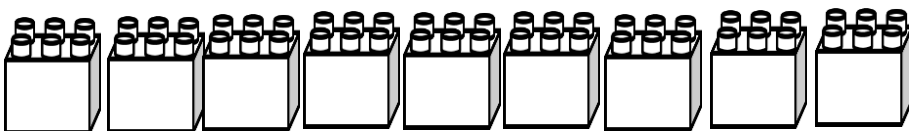



3 - 1 = _____



2 - 1 = _____

1) PINTE OS QUADRINHOS DE CADA LINHA PARA QUE ELES TOTALIZEM A QUANTIDADE INDICADA:



2) CONTE OS BLOCOS DE MONTAR CONSIDERANDO AS SUAS CORES.

Estrelinha Pedagógica




Imagem retirada de um livro

A) QUANTOS BLOCOS SÃO AZUIS? _____


B) QUANTOS BLOCOS SÃO VERDES? _____

C) QUANTOS BLOCOS SÃO VERMELHOS? _____

D) HÁ QUANTOS BLOCOS VERDES E VERMELHOS JUNTOS? _____

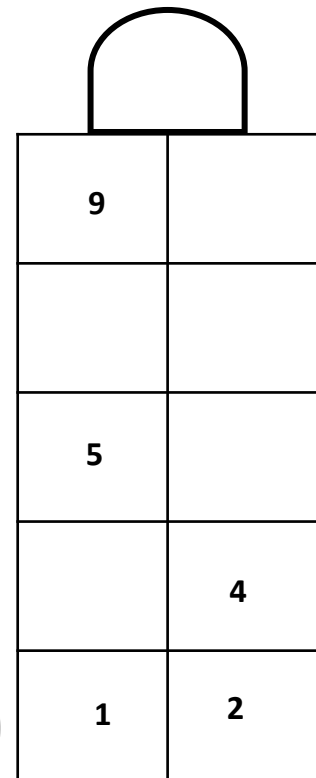
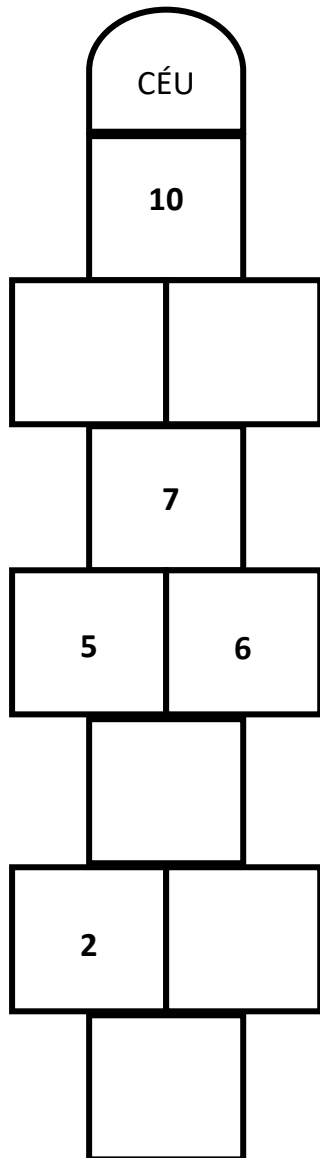
RESOLVA COM ATENÇÃO:

A) PEDRO ESTÁ FAZENDO ANIVERSÁRIO. ELE TEMA MAIS DE CINCO ANOS E MENOS DE SETE ANOS. QUANTOS ANOS PEDRO ESTÁ FAZENDO? DESENHE A VELA COM A IDADE CORRETA NO BOLO DELE.



RESPOSTA: PEDRO ESTÁ FAZENDO _____ ANOS.








3) ESCREVA OS NÚMEROS QUE FALTAM NAS AMARELINHAS.



4) ESCREVA OS NÚMEROS ABAIXO COM ATENÇÃO:

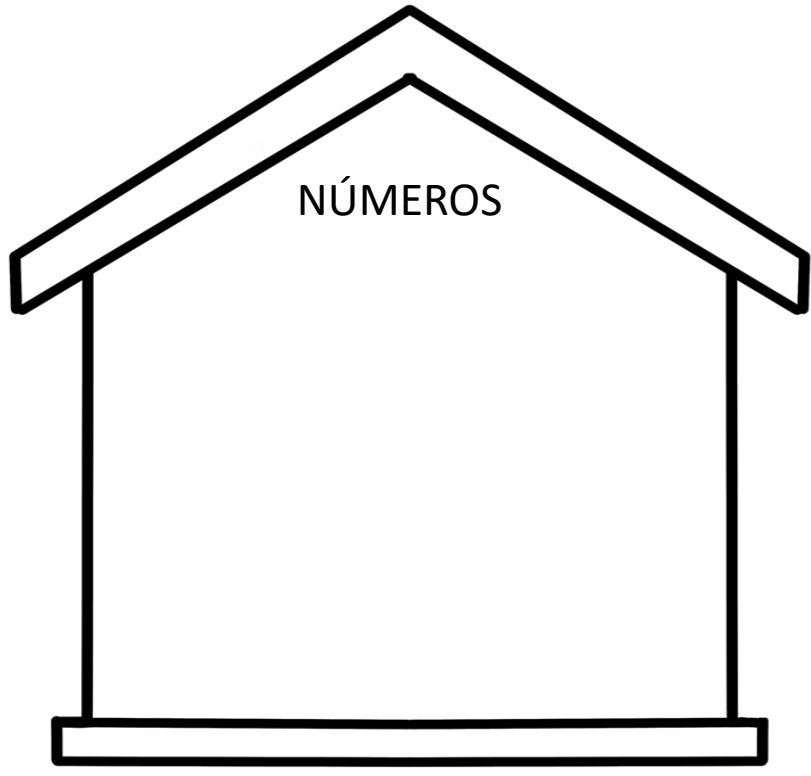
- 1 - 1 - 1 - 1 - _____
- 2 - 2 - 2 - 2 - _____
- 3 - 3 - 3 - 3 - _____
- 4 - 4 - 4 - 4 - _____
- 5 - 5 - 5 - 5 - _____
- 6 - 6 - 6 - 6 - _____
- 7 - 7 - 7 - 7 - _____
- 8 - 8 - 8 - 8 - _____

ESCREVA A QUANTIDADE DE BALÕES QUE HÁ EM CADA IMAGEM.

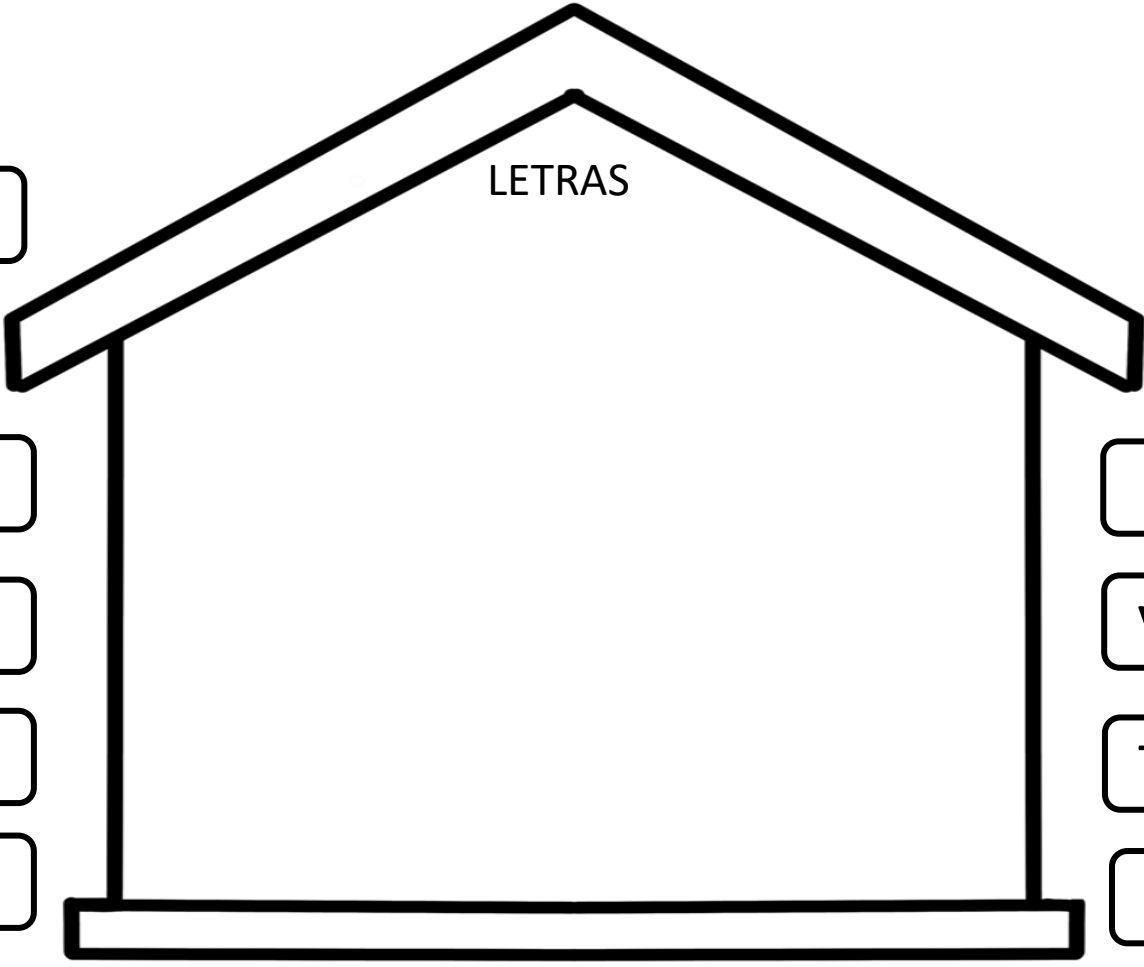


RECORTE AS CASINHAS E COLE O QUE ESTA SENDO PEDIDO

Estrelinha Pedagógica




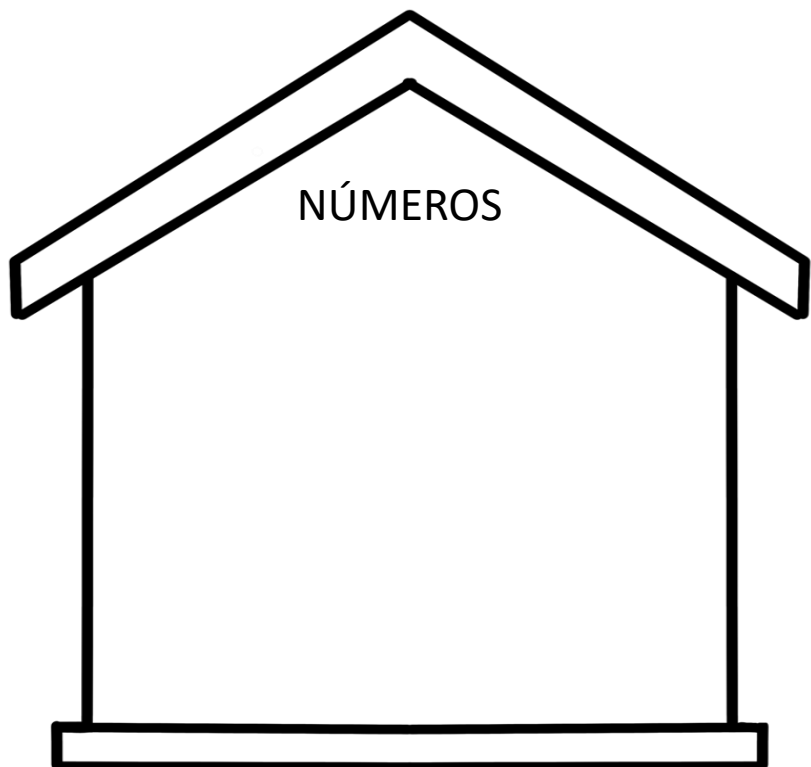
- 0
- 1
- 2
- 3
- 4
- 5
- 6
- 7
- 8
- 9



- A
- B
- C
- D
- E
- F
- G
- H
- I
- J
- K
- M
- N
- O
- P
- Q
- R
- S
- T
- U
- V
- W
- X
- Y
- Z
- L

RECORTE AS CASINHAS E COLE O QUE ESTA SENDO PEDIDO

Estrelinha Pedagógica



RECORTE AS CASINHAS E COLE O QUE ESTA SENDO PEDIDO

